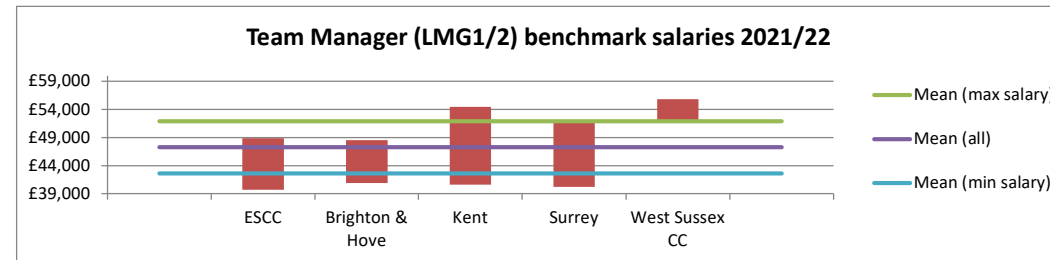


Comparison against neighbouring authorities

Appendix 1

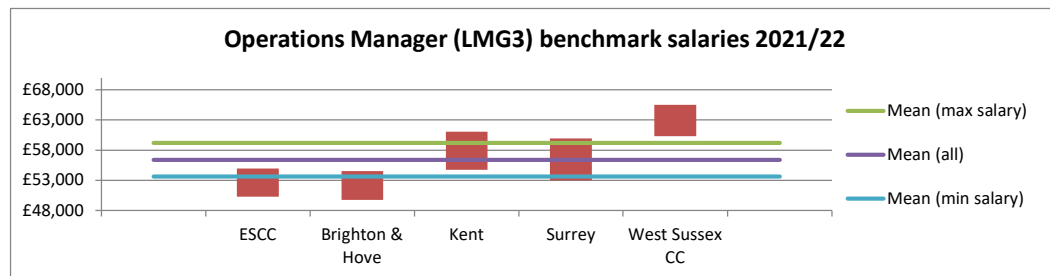
Team Manager (LMG 1/2)

	<i>Min Salary</i>	<i>Max Salary</i>
ESCC	£ 39,713	£ 48,854
Brighton & Hove	£ 40,876	£ 48,552
Kent	£ 40,607	£ 54,463
Surrey	£ 40,227	£ 51,725
West Sussex CC	£ 51,764	£ 55,842




Operations Manager (LMG 3)

	<i>Min Salary</i>	<i>Max Salary</i>
ESCC	£ 50,321	£ 54,990
Brighton & Hove	£ 49,765	£ 54,566
Kent	£ 54,735	£ 61,029
Surrey	£ 53,018	£ 59,964
West Sussex CC	£ 60,314	£ 65,505



Head of Service (LMG 5)

	<i>Min Salary</i>	<i>Max Salary</i>
ESCC	£ 63,768	£ 69,683
Brighton & Hove (M5)	£ 59,776	£ 65,639
Brighton & Hove (M4)	£ 64,164	£ 70,519
Kent	£ 69,435	£ 78,549
Surrey	£ 71,525	£ 80,586
West Sussex CC	£ 65,460	£ 71,467



Assistant Director (LMG 7)

	<i>Min Salary</i>	<i>Max Salary</i>
ESCC	£ 80,787	£ 88,288
Brighton & Hove	£ 68,985	£ 79,598
Kent	£ 77,394	£ 97,251
Surrey	£ 80,977	£ 92,278
West Sussex CC	£ 74,000	£ 92,000

